



Ruthin Craft Centre  
The Centre for the Applied Arts

*Celebrating Craft and the Art of Making*





# little hands

Our Little Hands sessions are jam-packed with joyful learning, especially designed for little artists to explore their inner creativity, be curious and **MAKE!**


Creating environments and activities inspired by our exhibition programme which are sensory and playful for you and your little one to discover and enjoy.

## craft kitchen

**NEW: Craft Kitchen - Little Hands Recipes for Play**

A recipe book style collection of ideas for creative, sensory play that you can do at home.

These 'recipes' are designed by  
**Ticky Lowe** and Illustrated by **Rhi Moxon**  
These activities require minimal resources  
and are easy to follow.



Inspired by **Aelwyd (2019)** an exhibition of functional and inspiring work by Wales based craftspeople making domestic craft objects and kitchenware....

*“Driven to make objects which are intimately related to people’s lives: jugs for pouring, seats for sitting, towels for drying hands and crockery.”*

Amanda Fielding, *Making Connections, in Hands Across the Border*, Ruthin Craft Centre publication ISBN: 1-900941-77-5

# Sound Kitchen



*with your babies and toddlers*

Exploring different kitchen materials and experimenting to see what sounds you can craft & create.

This activity uses only objects and materials that you would normally find in your kitchen

## Ingredients for Sound Kitchen

- Dry pasta, rice, corks, dried beans
- Clean tins with lids, chocolate boxes, plastic milk bottles or any other recycled containers
- Wooden cooking spoons and spatulas, dessert spoons, metal pots and pans and lids
- Tablecloth or rug
- Parcel tape or cellotape





Together experiment with sound by putting different dried foods or corks in plastic, cardboard or tin containers.

See what happens when you shake them or drum on them with a wooden spoon.

See how many different kinds of sounds you can make together.

You could make your own performance band by adding pots, pans and lids for drums and cymbals too.

*With older children you could decorate your homemade instruments together.*

Use a phone to record your band performance

Make a “Soundboard” if you have a smart phone or iPad you can download “Sound Off”

<https://apps.apple.com/gb/app/soundoff-custom-soundboard/id1159600510>

This app lets you record and play sounds and add a photo to each sound button.

Find a clear floor space in your kitchen or elsewhere in your house or garden.

Layout a tablecloth or rug.

Put the ingredients on the cloth – then sit yourselves down and get ready to create...

### **Safety tips**

*Secure the lids of shakers with tape.  
Be aware of dried beans, rice and pasta if your child is at the put-everything-in-their mouth stage.*



## **Coming Soon**

2. **Play with your food** – June

3. **Soap kitchen** – July

4. **Play bake** – August

**Ruthin Craft Centre, The Centre for the Applied Arts**

Park Road, Ruthin, Denbighshire LL15 1BB. Tel: +44 (0)1824 704774.

[www.ruthincraftcentre.org.uk](http://www.ruthincraftcentre.org.uk)

Follow us on Twitter

@Ruthin\_Crafts



Canoïfan Grefth Rthuthin  
Y Canolfan y Celfyddydau Cymhwysol  
Ruthin Craft Centre  
The Centre for the Applied Arts



Cyngor Celfyddydau Cymru  
Arts Council of Wales



Supported by  
The National Lottery  
through the Arts Council of Wales

Cefnogwyd gan  
Y Loteri Genedlaethol  
trwy Gyngor Celfyddydau Cymru



Noddi gan  
Lywodraeth Cymru  
Sponsored by  
Welsh Government

